


SHOE - BASE



7/16 x 11/16 1/2 x 3/4 5/8 x 1

● ○ ◻ ◻

#21452-PFJ
#00760-Pine
#10229-Oak
#28318-Flex (12 ft.)

CT Oak Shoe

FLOOR MOULDINGS



7/16 x 11/16 1/2 x 3/4 5/8 x 3/4

● ○ ◻ ○

#00740-Pine

GLASS BEADS



3/8 x 1/2 7/16 x 3/4 3/8 x 7/8

● ○ ○

Bullnose
#28695

SHOE - MOULDING



● Colonial Shoe Moulding
1/2 x 1
#28810


SKEW BACKS (CHAMFERS)



3/4 x 3/4 1 x 1

● ○

PARTING STRIP



● 8432
1/2 x 3/4
#00752

○

LATTICES

- L8279 1/4 x 3/4
- ● 8279 1/4 x 7/8
#00747
- ● 8280 1/4 x 1-1/8
#00748
- ● 8281 1/4 x 1-3/8
#00749
- ● 8282 1/4 x 1-5/8
#00750
- WM265 1/4 x 1-3/4
- F8282 1/4 x 2 Full
- G8282 1/4 x 2-1/4
- ● L8282 1/4 x 2-5/8
#00751
- L265 1/4 x 3-1/2
- ● LWM264 1/4 x 5-1/4
#11494

SCREEN MOULDING



● WP140
1/4 x 5/8
#00758

○

SHELF EDGE, SANITARY



● 8610
1/4 x 3/4
#12230

○

SHELF EDGE, BEADED



● 8611
1/4 x 3/4
#00759

○

ROPE MOULDING




POPLAR

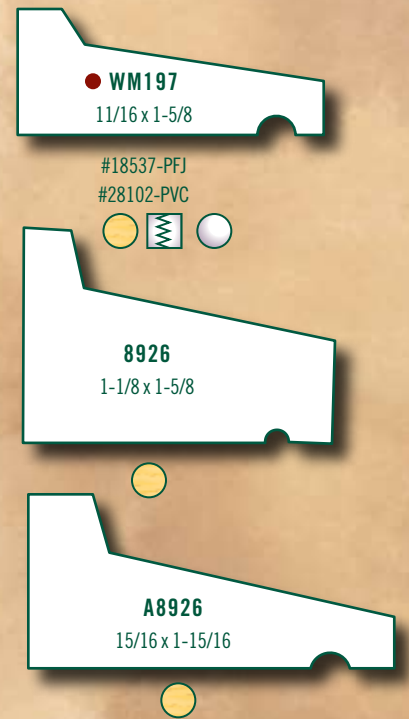
OAK 1/2
1/2 3/4
3/4 1



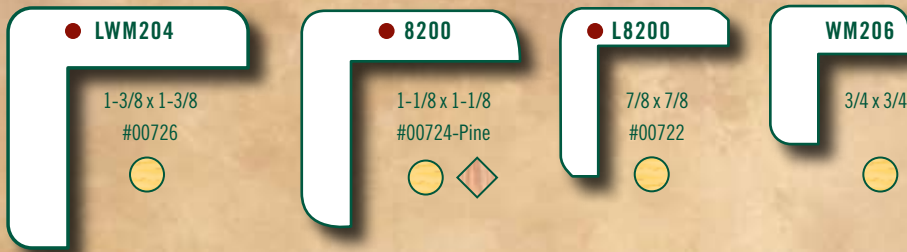
NOSE & COVES



DRIP CAPS

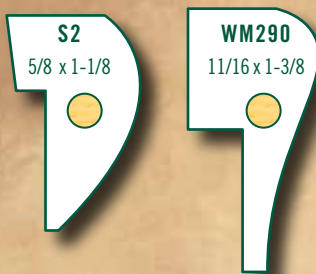


CORNER GUARDS - SANITARY

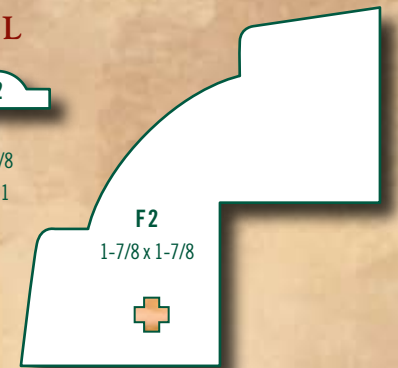
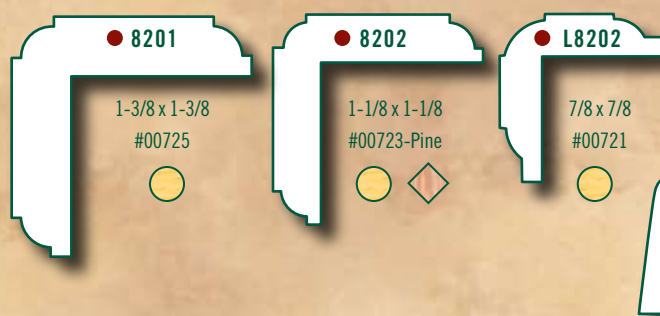


CORNER - OUTSIDE

SANITARY CAPS



CORNER GUARDS - COLONIAL



BACK BANDS

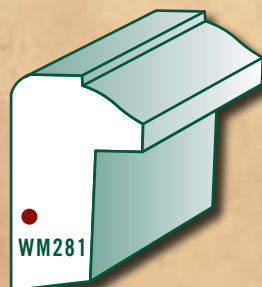
SANITARY




11/16 x 1-1/8
#10227-PFJ



COLONIAL



11/16 x 1-1/8
#22899



Also see Estate, Southport,
and Cambridge collections