


# EXTENSION JAMBS – ANDERSEN

## CASEMENT

● **S20** 11/16 x 4 #14921-PFJ  

### 200 SERIES (TILT WASH)

**S16** 11/16 x 2-3/4  

**2CEJ3** 11/16 x 3-5/8 


● **S18** 11/16 x 2 #14920-PFJ  


**2CEJ1** 11/16 x 1-5/8 

### 200 SERIES (NARROWLINE)

### 400 SERIES (TILT WASH)



● **S30** 11/16 x 2 Full #21909-PFJ  

**S31** 11/16 x 2-1/8 




● **TWEJ** 11/16 x 2-3/16 #21996-PFJ  

## STOOLS

### 200 SERIES (NARROWLINE)

● **S21** 11/16 x 4-3/8 #16155-PFJ  


2 x 6 Walls

● **S12** 11/16 x 2-3/8 #18521-PFJ   

2 x 4 Walls

## STOOL


### 200 SERIES (TILT WASH)

● **1274** 11/16 x 5-1/8 #21999 

2 x 4 & 6 Walls - Rip to width as needed

## STOOLS

### 400 SERIES (TILT WASH & WOODWRIGHT)

● **TW4** 11/16 x 4 #20792-PFJ  

● **TW2** 11/16 x 2 #20791-PFJ 