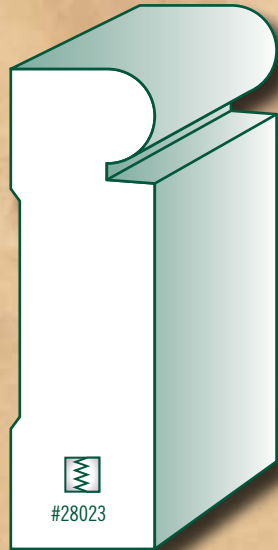
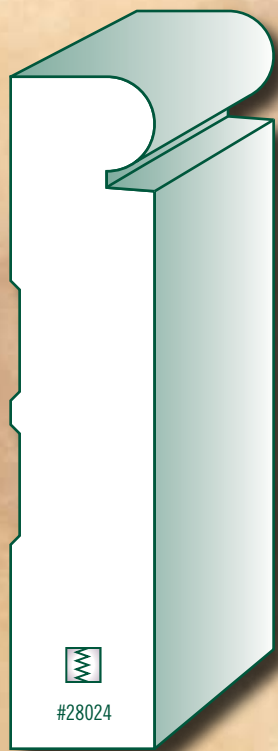


CASINGS




#28023

● 2-1/2" Cambridge Casing
3/4 x 2-1/2



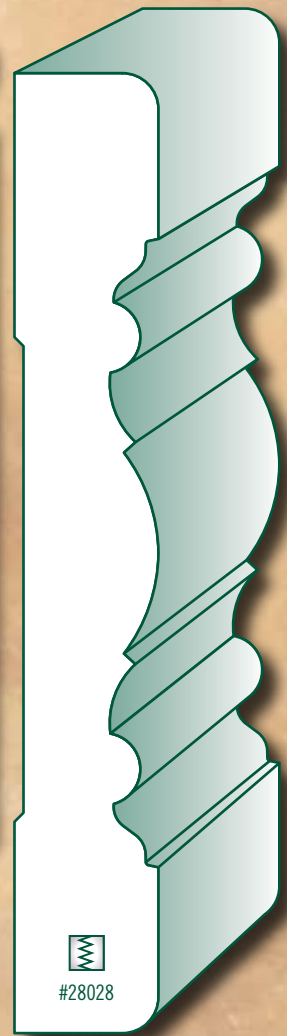
#28024

● 3-1/2" Cambridge Casing
3/4 x 3-1/2
#28024




#28025

● 4-1/2" Cambridge Casing
3/4 x 4-1/2



#28028

● 5" Town Hall Casing
3/4 x 5



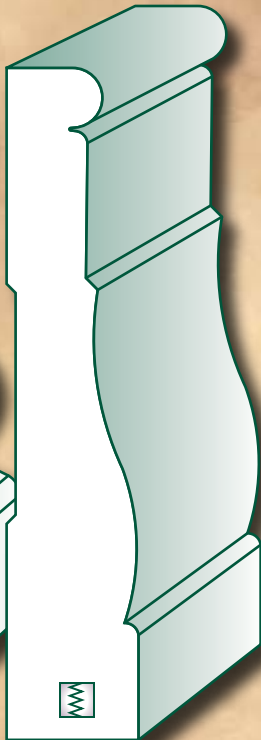
#28027

● 4-1/2" Watch Hill Casing
3/4 x 4-1/2
#28027




#28039

● 4-1/4" Cobblestone Casing
1-1/16 x 4-1/4
#28039



#28019

● 3-1/2" Broadway Casing
11/16 x 3-1/2
#28019



#28029

● 3-1/2" Riverside Casing
1-1/16 x 3-1/2
#28029

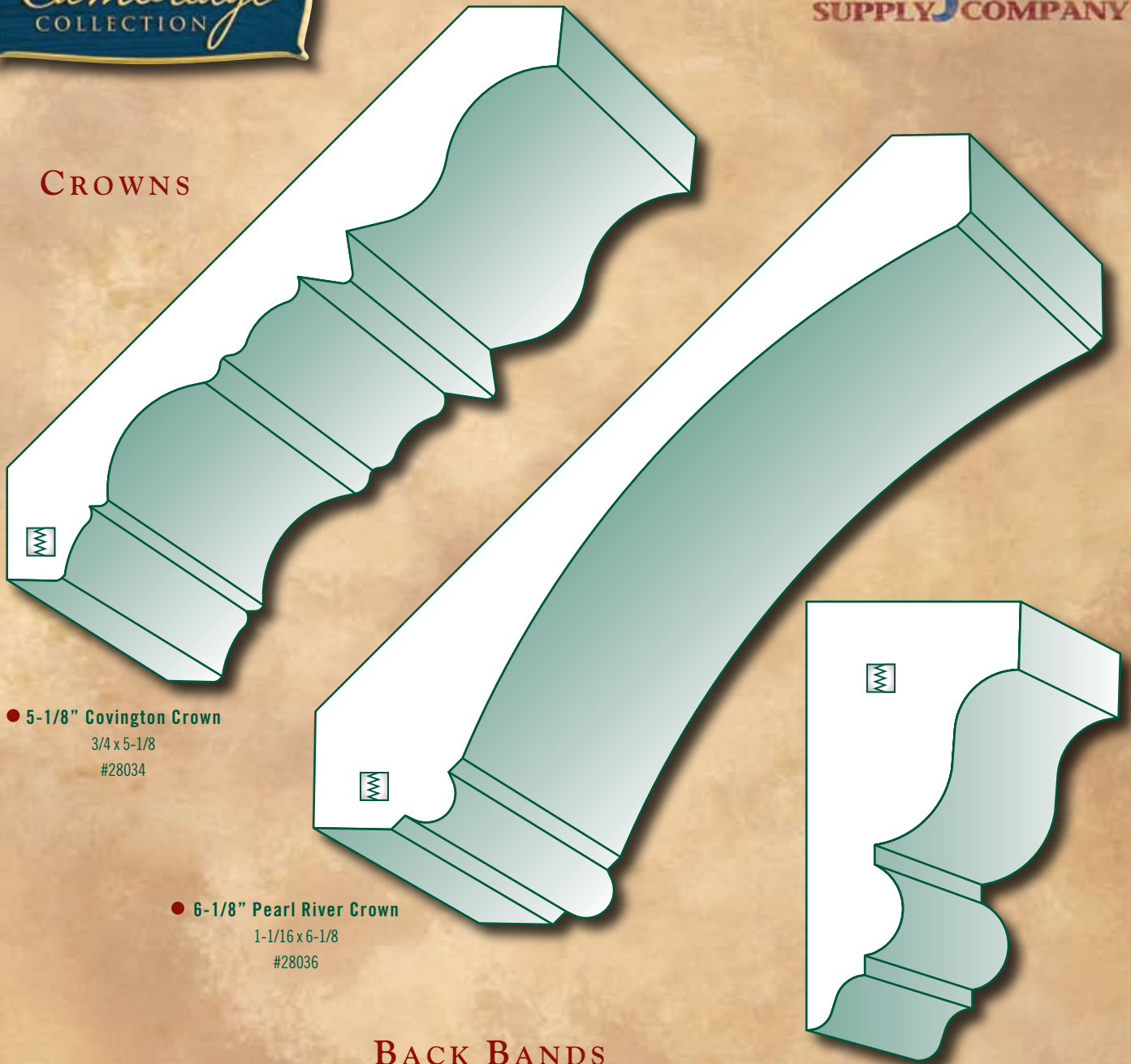


#28026

● 3-1/4" Silver Spring Casing
3/4 x 3-5/16
#28026

RIDGEFIELD SUPPLY COMPANY 02007

CROWNS

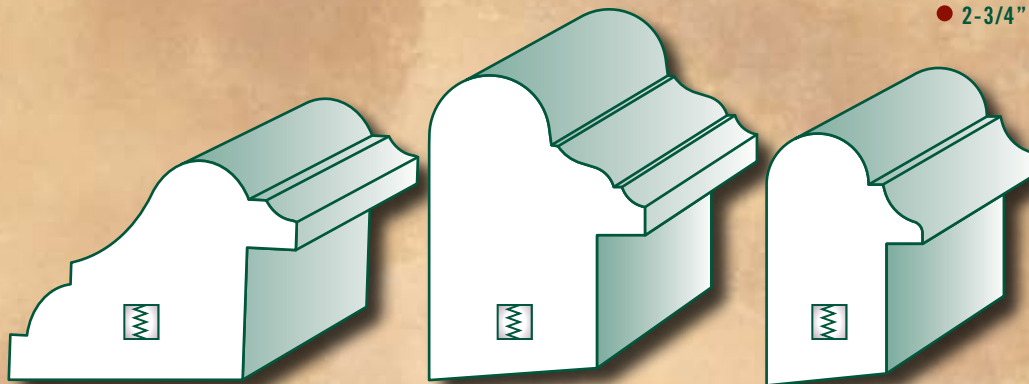


● **5-1/8" Covington Crown**
3/4 x 5-1/8
#28034

● **6-1/8" Pearl River Crown**
1-1/16 x 6-1/8
#28036

● **2-3/4" Cromwell Solid Crown**
1-3/8 x 2-3/4
#28035

BACK BANDS




● **Westchester Back Band**
1-13/16 x 1-3/16
#28009

● **Wheaton Back Band**
1-1/8 x 1-9/16
#28008


● **Millbrook Back Band**
13/16 x 1-5/16
#28007

BASES


RIDGEFIELD SUPPLY COMPANY 02007




● 7-1/2" Ramos Base
1-1/8 x 7-1/2
#28018



● 7-1/4" Stonington Base
1-1/4 x 7-1/4
#28017



● 7-1/4" Carriage House Base
11/16 x 7-1/4
#28012



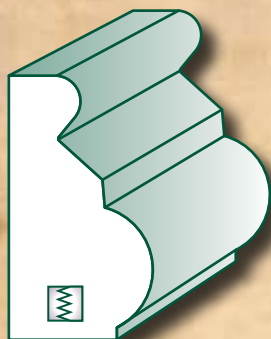


● 6" Slidell Base
5/8 x 6
#28011



BASE CAPS

CHAIR RAILS




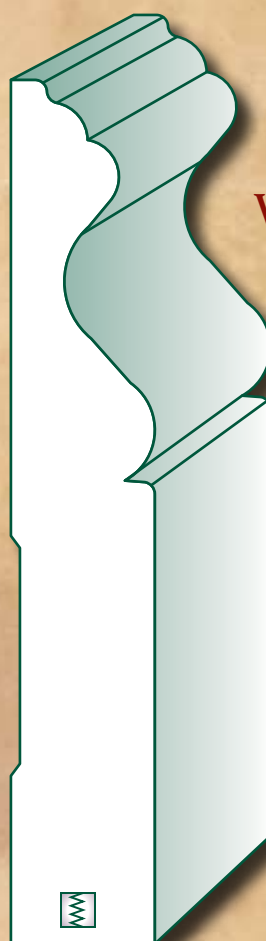
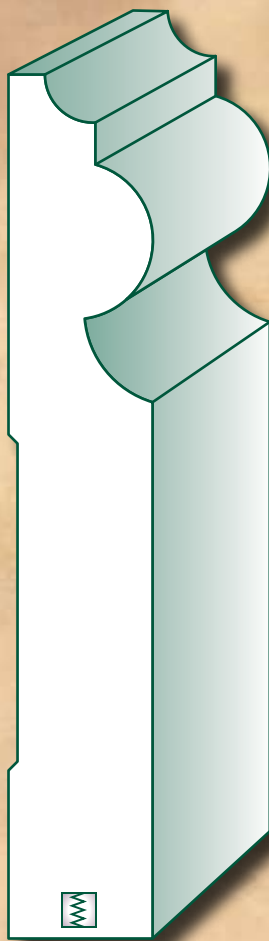
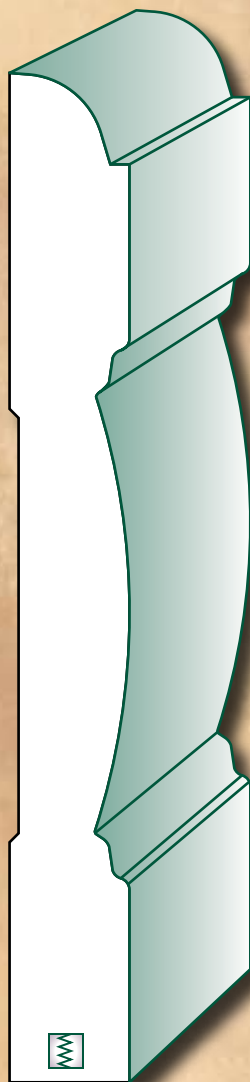

● 1-3/8" Tomlinson Base Cap 11/16 x 1-3/8 #28020

● 1-3/8" Barber Base Cap 3/4 x 1-3/8 #28022

● 1-3/4" Catoonah Base Cap 11/16 x 1-3/4 #28021

● 1-5/8" Lakeview Chair Rail 13/16 x 1-5/8 #28032

● 2-1/2" Devon Chair Rail 5/8 x 2-1/2 #28031



● 5-1/4" Cambridge Base 5/8 x 5-1/4 #28013

● 5-1/2" Hartwick Base/Casing 5/8 x 5-1/4 #28014

● 4-1/2" Ox Ridge Base 3/4 x 4-1/2 #28015

● 4-1/2" Coker Trail Base 3/4 x 4-1/2 #28016

● Cambridge Beaded Wainscot 3/8 x 3-3/16 #28037

WAINSCOT